

Compact and safe for rough environments



Maintenance switches in stainless steel enclosures by Kraus & Naimer

The portfolio for areas of application in rough environments has been expanded with the maintenance switches in stainless steel enclosures. The product line is ideal for use in the chemical industry, food production or building industry. Due to the various, sometimes aggressive dusts, varnishes or solvents, as well as the high demands in the hygiene sector, the components in these application areas are subject to extreme demands. The compact design, protection class

IP66 and impact resistance IK08 are ideal for installation in tight spaces and under adverse environmental influences.



As standard, entries for M20, M25 or M40 screw connections are provided in each enclosure. The right mounting accessories enable quick and cost-saving installation.

VERSIONS

Stainless steel enclosures for rough environments

Stainless steel enclosures, 3 pole + 1 NO/NC, IP 66





Rating AC-23B (A)	Thermal Current I_{th}/I_{th}	 Name	Art. No.	 Name	Art. No.
3 x 400 V					
5,5 kW	20 A	–	–	KG10.T203/NLB512.IKN	70027145
7,5 kW	25 A	KG20.T103/NLB522.IKN	70020272	KG20.T203/NLB512.IKN	70020262
11 kW	32 A	KG32.T103/NLB522.IKN	70020257	KG32.T203/NLB512.IKN	70020270
15 kW	40 A	KG41.T103/NLB522.IKN	70020258	KG41.T203/NLB512.IKN	70020274
22 kW	63 A	KG64.T103/NLB522.IKN	70020273	KG64.T203/NLB512.IKN	70020276
30 kW	80 A	KG80.T103/NLB522.IKN	70020271	KG80.T203/NLB512.IKN	70020260
37 kW	100 A	KG100.T103/NLB522.IKN	70019434	KG100.T203/NLB512.IKN	70020266
45 kW	125 A	KG125.T103/NL-452.IKN	70022927	–	–
55 kW	160 A	KG160.T103/NL-552.IKN	70042055	–	–
75 kW	200 A	KG210.T103/NL-752.IKN	70022928	–	–

Larger enclosures on request.

Stainless steel enclosures, 4 pole + 1 NO/NC, IP 66




Rating AC-23B (A)	Thermal Current I_{th}/I_{th}	 Name	Art. No.	 Name	Art. No.
3 x 400 V					
7,5 kW	25 A	KG20.T104/NLB522.IKN	70020256	KG20.T204/NLB512.IKN	70020267
11 kW	32 A	KG32.T104/NLB522.IKN	70020275	KG32.T204/NLB512.IKN	70020277
15 kW	40 A	KG41.T104/NLB522.IKN	70020263	KG41.T204/NLB512.IKN	70020265
22 kW	63 A	KG64.T104/NLB522.IKN	70020259	KG64.T204/NLB512.IKN	70020268
30 kW	80 A	KG80.T104/NLB522.IKN	70020264	KG80.T204/NLB512.IKN	70020269
37 kW	100 A	KG100.T104/NLB522.IKN	70020254	KG100.T204/NLB512.IKN	70020261

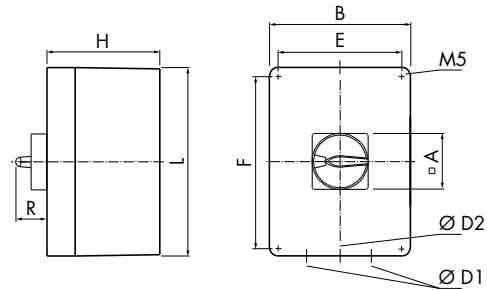
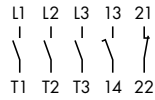
Larger enclosures on request.

Stainless steel enclosures, 6 pole + 1 NO/NC, IP 66



Rating AC-23B (A)	Thermal Current I_{th}/I_{th}	 Name	Art. No.	 Name	Art. No.
3 x 400 V					
5,5 kW	20 A	KG20.T106/NLB522.IKN	70034439	KG10.T206/NLB512.IKN	70033800
22 kW	63 A	KG64B.T106/NLB522.IKN	70034968	KG64B.T206/NLB512.IKN	70034969

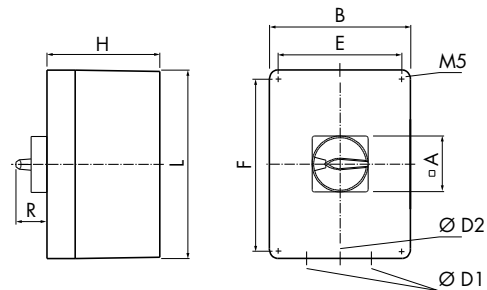
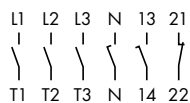
3 pole + 1NO/1NC



Maximal number of padlocks		
Padlock device	Shackle-Ø	Number of locks
	9	3

	A	B	D1	D2	E	F	H	K	L	R
KG20, KG32	64	100	2 x 25	1 x 20	0	130	110	7,0	160	40,1
KG41, KG64	64	100	2 x 25	1 x 20	0	170	110	7,0	200	40,1
KG80, KG100	64	160	2 x 40	1 x 20	110	200	120	7,0	250	40,1
KG125, KG160	88	400	-	-	350	350	200	8,0	400	49,3
KG250	88	400	-	-	350	350	200	8,0	400	49,3

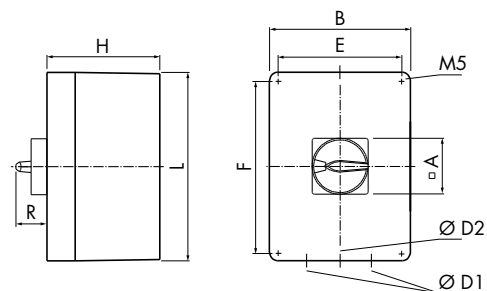

4 pole + 1NO/1NC



Maximal number of padlocks		
Padlock device	Shackle-Ø	Number of locks
	9	3

	A	B	D1	D2	E	F	H	K	L	R
KG20, KG32	64	100	2 x 25	1 x 20	0	130	110	7,0	160	40,1
KG41, KG64	64	100	2 x 25	1 x 20	0	170	110	7,0	200	40,1
KG80, KG100	64	160	2 x 40	1 x 20	110	200	120	7,0	250	40,1

6 pole + 1NO/1NC



Maximal number of padlocks		
Padlock device	Shackle-Ø	Number of locks
	9	3

	A	B	D1	D2	E	F	H	K	L	R
KG10	64	100	2 x 25	1 x 20	0	130	110	7,0	160	40,1
KG64	64	100	2 x 25	1 x 20	0	170	110	7,0	200	40,1

ACCESSORIES

Mounting accessories



Standard



Flat



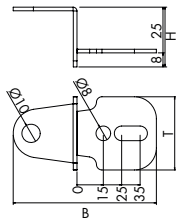
Hygienic

Depending on the respective requirements, different mounting variations are available.

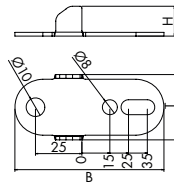
Standard, flat and hygienic stainless steel wall mounting bracket made of AISI 304, brushed surface. M5 screws included in the scope of delivery, mounting screws must be provided by the customer.

Wall mounting bracket

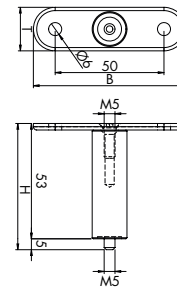
Description	Name	Art. no.
Standard with screws 4 pcs.	AT2.Q4SV.002	5500064
Flat with screws	AT2.Q4SV.009	5500063
with spacer Hygienic for M5 screws. 2 pcs.	AT2.Q4SV.195	5500062



Wall mounting bracket
Standard



Wall mounting bracket
Flat



Wall mounting bracket
Hygienic

Dimensions in mm

Name	Art. no.	Dimensions		
		B	H	T
AT2.Q4SV.002	5500064	78	32	40
AT2.Q4SV.009	5500063	80	16	35
AT2.Q4SV.195	5500062	70	58	20



 Kraus & Naimer

www.krausnaimer.com

© Kraus & Naimer, January 2025